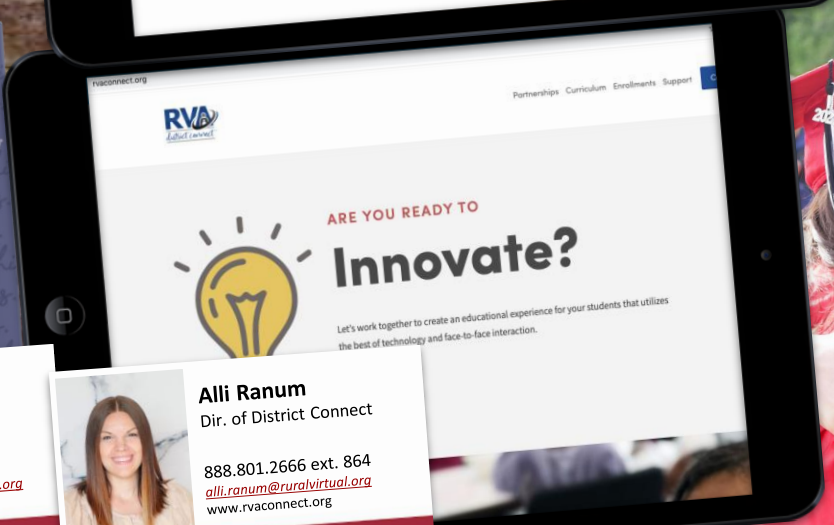


RVA CHECK-IN

Thank you for choosing to be a partner in the RVA consortium of districts. We are looking forward to showing you all the benefits you receive from this partnership. Please do not hesitate to reach out to us after today with any questions you have!



Charles Heckel
Administrator

888.801.2666 ext. 823
charlesheckel@ruralvirtual.org
www.ruralvirtual.org

relationships. values. academics.



Sara Holewinski
Principal

888.801.2666 ext. 825
saraholewinski@ruralvirtual.org
www.ruralvirtual.org

relationships. values. academics.



Alli Ranum
Dir. of District Connect

888.801.2666 ext. 864
alli.ranum@ruralvirtual.org
www.rvaconnect.org

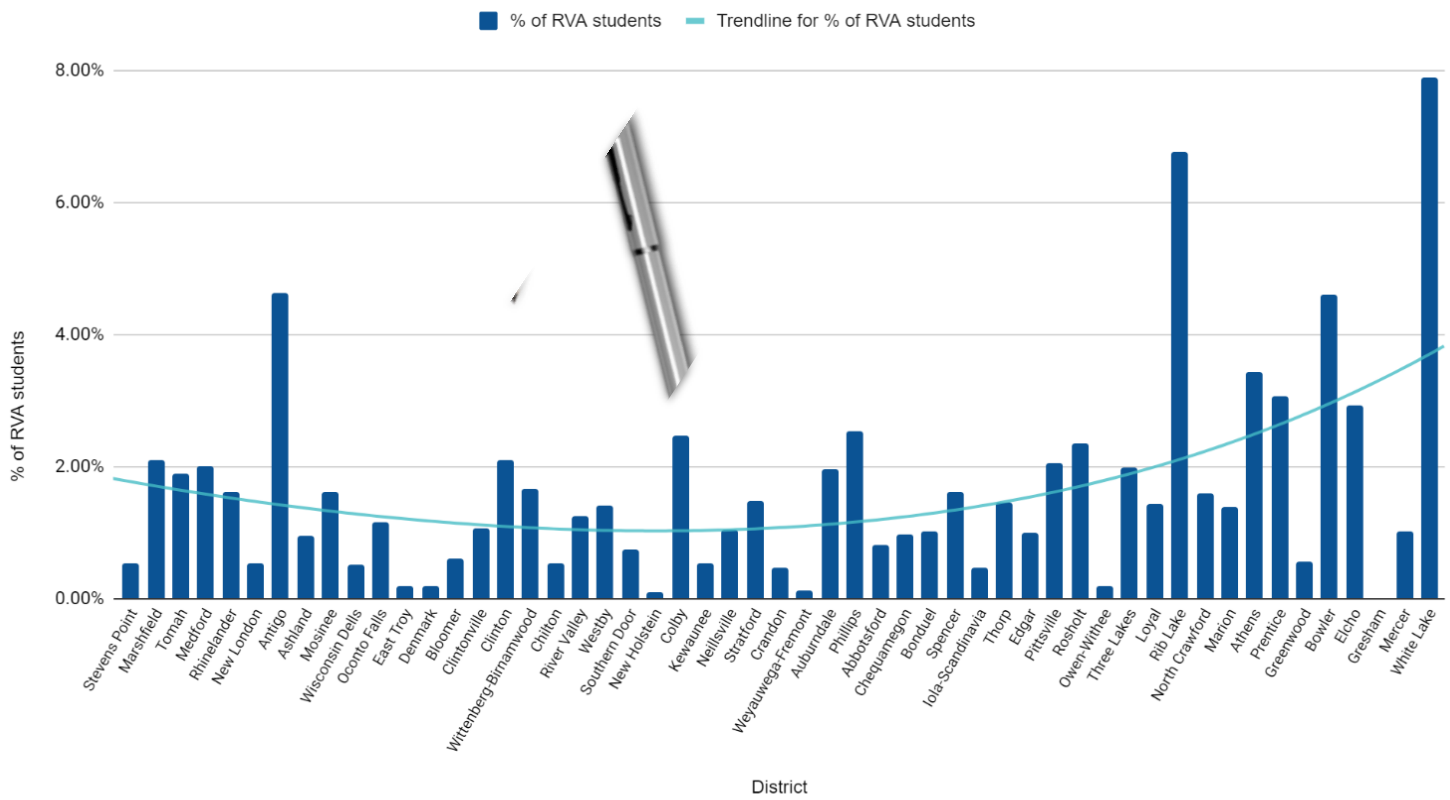
relationships. values. academics.







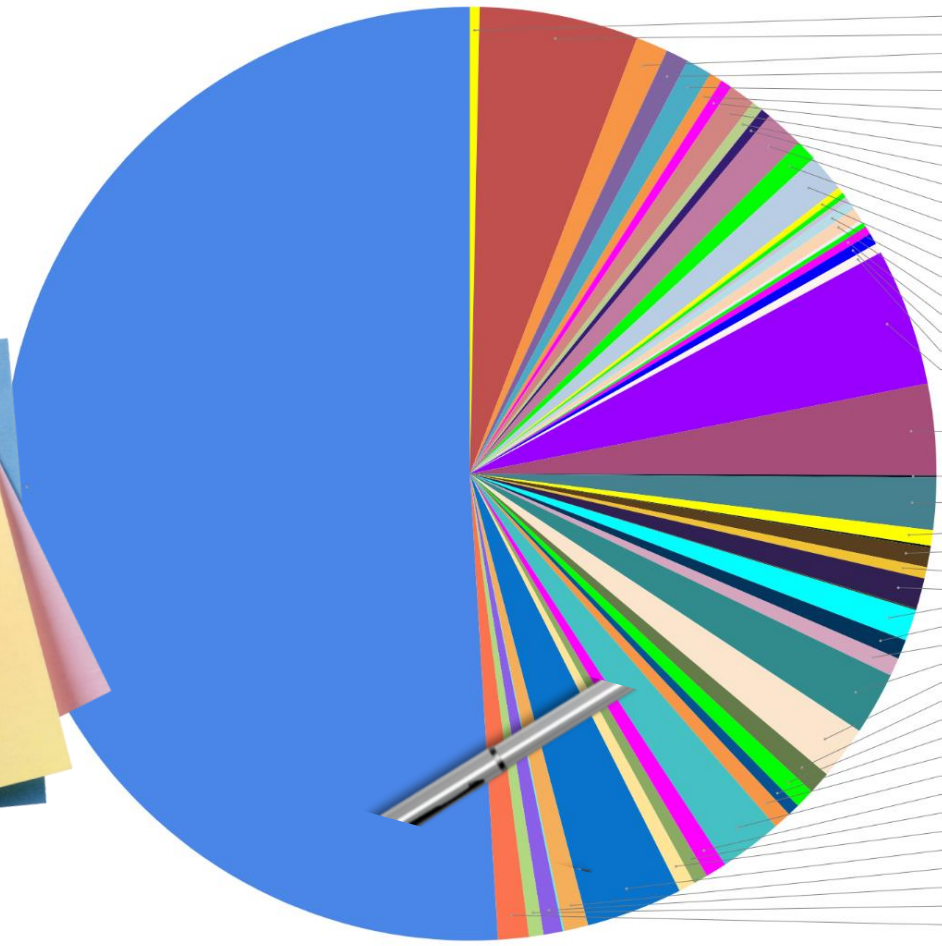
% of RVA students per Consortium District (Average 1.63%)





**51%
OPEN
ENROLLED**

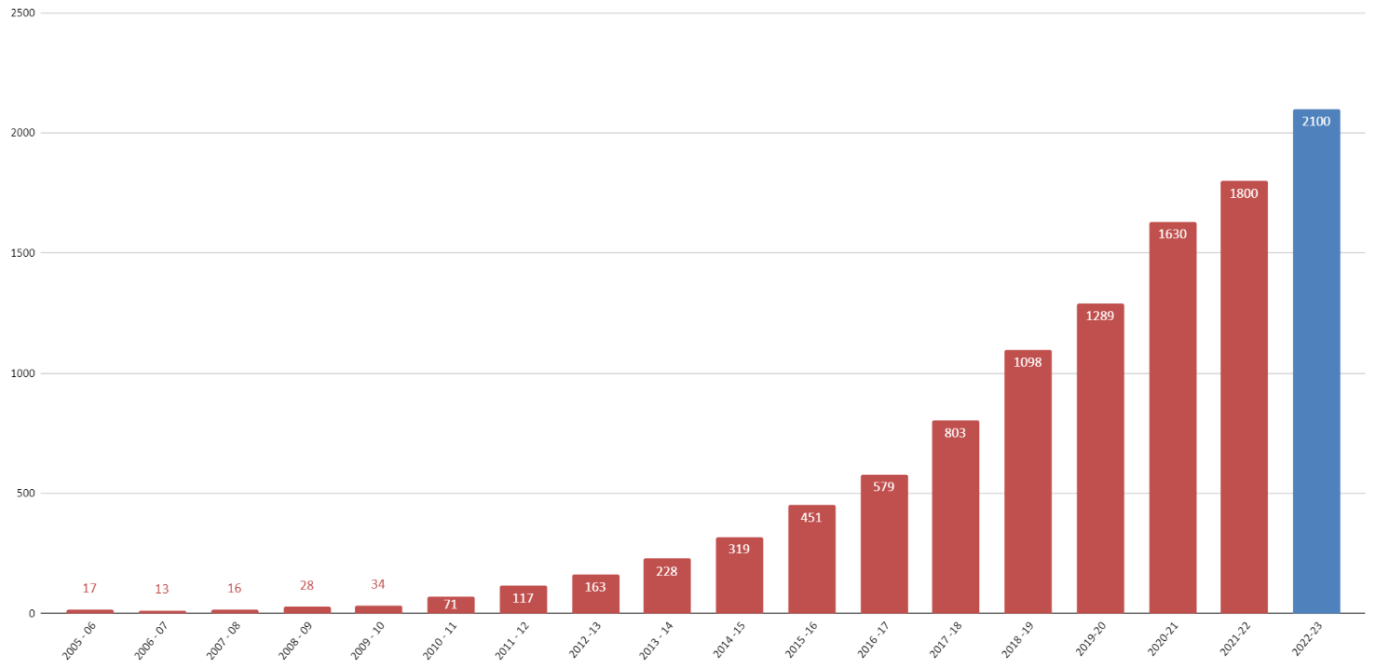
**49%
CONSORTIUM**




Abbeotsford	0.3%
Actigo	0.3%
Ashland	2.1%
Athens	0.8%
Auburnville	0.3%
Bloomer	0.4%
Bondou	0.4%
Bowler	0.4%
Chequamegon	0.4%
Chilton	0.3%
Clinton	1.3%
Clintonville	0.7%
Cobby	2.2%
Crandon	0.7%
Edger	0.2%
Echo	0.8%
Keweenaw	0.3%
Loyal	0.4%
Milroy	0.2%
Marshfield	4.8%
Meaford	0.4%
Mercer	0.1%
Modine	1.8%
Nellisville	0.3%
New London	0.7%
North Crawford	0.4%
Cooper Falls	1.1%
Phillips	1.3%
Pittsville	0.7%
Prentice	0.8%
Rhineland	1.2%
Rip Lake	1.8%
River Valley	0.8%
Rotholt	0.7%
Southern Door	0.4%
Spencer	0.8%
Stevens Point	0.7%
Strawford	0.7%
Thorp	0.3%
Three Lakes	0.8%
Tomah	0.3%
Westby	0.8%
White Lake	0.7%
Wisconsin Dells	0.5%
Wittenberg-Brimmwood	1.1%



RVA Full-Time Enrollments





FULL-TIME
VIRTUAL
SCHOOL
UPDATE

Full-Time Virtual School Notes

- Specific Student Questions?
- Waitlist Questions?
- Graduation / Diplomas
- 2022 / 2023 Shared Staffing
- State Testing - ACT
- State Testing - Forward & Aspire

*** Please notify Kathy Alexander
of any changes to your
graduation requirements

Enrollment Po

To request access to view your district's usage summary spreadsheet or submit District requests, select your district name below.

A

[Abbotsford](#)

[Alma Center](#)

[Antigo](#)

[Ashland](#)

D

[Denmark](#)

L

[Lac du Flambeau](#)

[Loyal](#)

O

[Oconto Falls](#)

[Owen-Watkins](#)

E



DISTRICT
CONNECT
UPDATE



District Connect Overview

Enrollment Breakdown



rvaconnect.org/enrollment-portal

Partnerships Curriculum Enrollments Support [Connect](#)

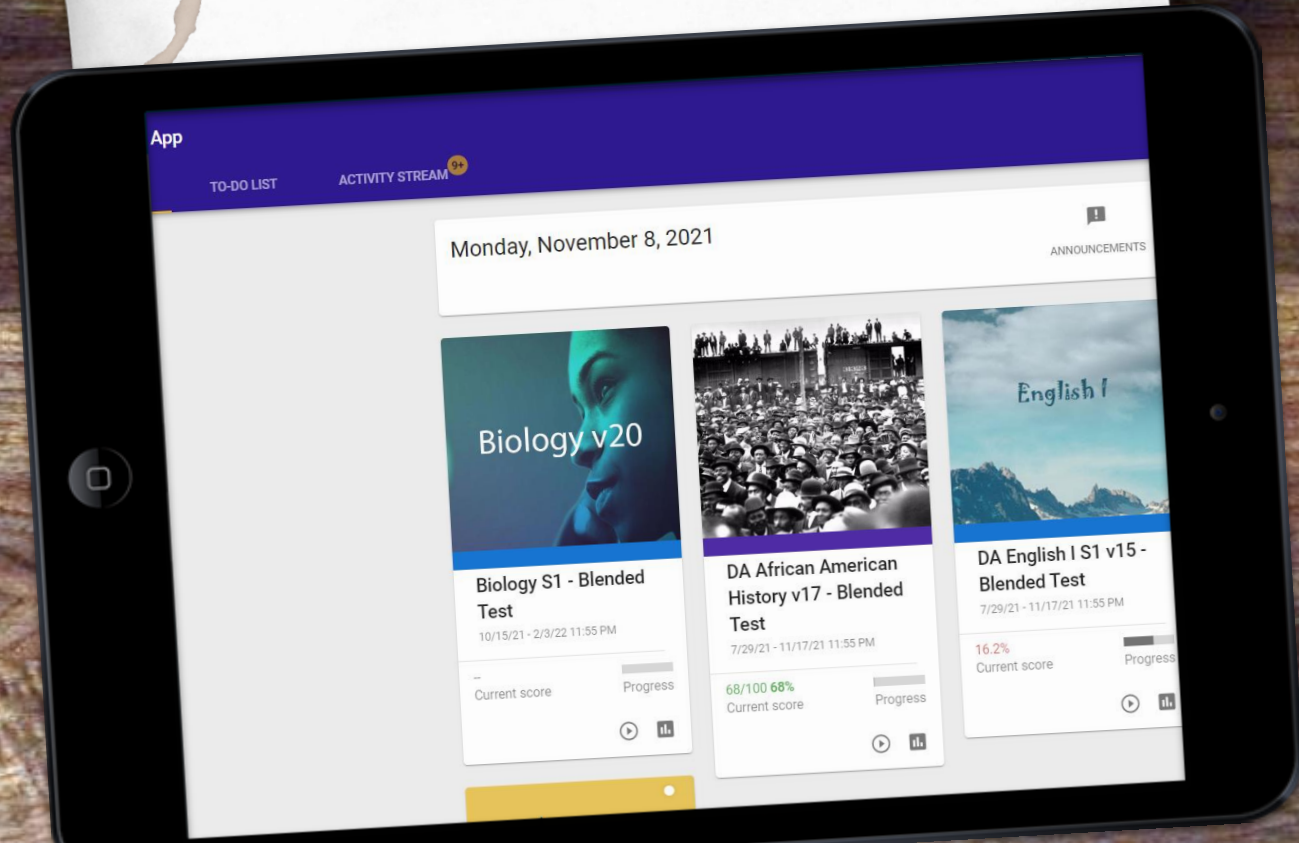
RVA
District connect

Enrollment Portal

To request access in editing your district's enrollment spreadsheet, select your district name below and click on Request Access.

A	E	L	O	S
Abbotsford	East Troy	Loyal	Owen-Withee	Southern Door
Antigo	Edgar			Spencer
Ashland	Elcho			Stratford
Athens		M	P	
Auburndale		Marion	Phillips	
	G	Marshfield	Pittsville	T
	Greenwood	Medford	Prentice	Thorp

Tour a Course?





Upcoming Professional Development

GROWING *Connections*

ADDRESSING TRAUMA/POVERTY IN RURAL SCHOOLS

February 4th, 2022

9:00 AM - 3:00 PM • Wisconsin Dells

Join us for a mid-year seminar based on helping our most vulnerable rural students. It will be a day full of activities and discussions led by Rebecca Lewis-Pankratz. She has experienced poverty herself and has dedicated her life to improving the messages and supports young people need to help themselves out of the cycle. Participants will leave with a mindset and some tools to return to the building reset and ready to address these critical issues. Click this link for more details on what the day will entail.

GROWING *Connections*


ADDRESSING SOCIAL & EMOTIONAL LEARNING NEEDS

April 6th, 2022

9:00 AM - 3:00 PM • RVA's Mosinee Learning Center

This hands-on workshop will focus on discussing and highlighting actions we can take in our own classrooms to help our students build emotional health skills for themselves and their peers.

Save the Date for These Events



WISCONSIN STATE EDUCATION CONVENTION
January 19-21, 2022
Wisconsin Center • Milwaukee

Convention 2022

Stop to visit us in the exhibit hall at booth #323! We would love to see you!



2022

**CONSORTIUM
PARTNERSHIP MEETING**

February 15, 2022

Enrollment Process and Timelines, State Testing, Graduation Processes, Learning Centers, Special Education Procedures, Student Management Systems (Record Keeping), District Connect Updates

Summer School Offerings



BACK BY POPULAR DEMAND...
Summer School 2022

GETTING ENROLLED

[Enrollment Portal](#)

look at the course options below, then click here to enroll

What are you looking for...

We want to provide you with the services your district needs, can you provide us with some feedback?

Special Education Services?

Virtual Instructors?

PD on Inservice Days?

Bilingual Teacher?

Gifted/Talented Services?

Summer School/Enrichment Programs?

Invoice

Full-Time Virtual School

# of Students Enrolled in RVA's Virtual School	14.00
Estimated Tuition Total (contact RVA for detailed tuition per student)	\$91,990.12
Access Fee	\$6,000.00
Subtotal	\$97,990.12

District Connect Services

# of Course Enrollments	38
Curriculum Cost	\$889.75
Instructional & SPED Services	\$3,000.00
Access Fee	\$2,000.00
Subtotal	\$5,889.75

Credits

Invested Staff Credit	\$0.00
Learning Center Credit	\$0.00
Other Credits	\$0.00
Subtotal	\$0.00

Summary

Subtotal	\$103,879.87
Credits	\$0.00
Total	\$103,879.87

Consortium Costing Overview - Invested



Invested Members	Full-Time Student FTE's	Total Pupil Costs	Virtual School Access Fees	Invested Staff & Learning Center Credits	District Connect Access Fees	District Connect Courses Costs	Instruction & SPED Services	Grand Total
Abbotsford	6	\$18,510	\$4,500	-\$5,000	\$3,000	\$2,751.00	\$750.00	\$24,511
Antioq	98.25	\$303,096	\$15,000	\$0	\$4,000	\$7,231.00	\$39,685.00	\$369,012
Ashland	19.75	\$60,928	\$7,500	\$0	\$1,000	\$179.05	\$2,000.00	\$71,607
Athens	14	\$43,189	\$6,000	-\$1,875	\$1,000	\$460.00	\$0.00	\$48,774
Auburndale	16	\$49,359	\$7,500	\$0	\$1,000	\$990.00	\$300.00	\$59,149
Bloomer	8	\$24,680	\$4,500	-\$7,500	\$2,000	\$1,912.00	\$0.00	\$25,592
Bowler	16.25	\$50,130	\$7,500	\$0	\$3,000	\$3,113.75	\$1,317.50	\$65,061
Chequamegon	7	\$21,595	\$4,500	\$0	\$3,000	\$2,122.05	\$1,250.00	\$32,467
Clinton Community	24	\$74,039	\$9,000	-\$2,500	\$3,000	\$5,034.00	\$0.00	\$88,573
Clintonville	13.23	\$40,814	\$6,000	\$0	\$3,000	\$2,528.00	\$7,491.25	\$59,833
Colby	23.6	\$72,805	\$9,000	\$0	\$2,000	\$2,812.00	\$0.00	\$86,617
Edaar	6	\$18,510	\$4,500	-\$5,000	\$2,000	\$1,135.00	\$0.00	\$21,145
Elcho	8	\$24,680	\$4,500	\$0	\$1,000	\$608.00	\$600.00	\$31,388
Greenwood	2	\$6,170	\$3,000	-\$1,250	\$500	\$0.00	\$0.00	\$8,420
Iola-Scandinavia	3	\$9,255	\$3,000	-\$5,000	\$1,000	\$256.00	\$3,633.75	\$12,145
Loyal	7	\$21,595	\$4,500	\$0	\$500	\$0.00	\$0.00	\$26,595
Marion	6	\$18,510	\$4,500	-\$5,000	\$2,000	\$1,187.00	\$0.00	\$21,197
Marshfield	85	\$262,220	\$15,000	\$0	\$2,000	\$1,110.00	\$3,750.00	\$284,080
Medford	56.1	\$173,065	\$15,000	-\$5,000	\$1,000	\$0.00	\$3,300.00	\$187,365
Mercer	1.6	\$4,936	\$3,000	-\$5,000	\$1,000	\$150.00	\$0.00	\$4,086
Mosinee	32.2	\$99,335	\$12,000	-\$5,000	\$3,000	\$4,464.00	\$0.00	\$113,799
Neillsville	9.6	\$29,615	\$4,500	\$0	\$2,000	\$0.00	\$13,300.00	\$49,415
New London	12.2	\$37,636	\$6,000	-\$7,500	\$1,000	\$0.00	\$1,050.00	\$38,186
Owen-Withee	1	\$3,085	\$3,000	-\$10,000	\$2,000	\$1,732.00	\$0.00	-\$183
Phillips	19.35	\$59,694	\$7,500	\$0	\$1,000	\$0.00	\$2,000.00	\$70,194
Pittsville	12	\$37,019	\$6,000	\$0	\$2,000	\$1,574.00	\$1,935.00	\$48,528
Prentice	11.25	\$34,706	\$6,000	\$0	\$1,000	\$32.00	\$4,930.00	\$46,668
Rhinelander	38.85	\$119,850	\$13,500	-\$15,000	\$5,000	\$15,551.74	\$5,837.50	\$144,739
Rib Lake	33	\$101,803	\$12,000	-\$10,000	\$2,000	\$608.00	\$1,750.00	\$108,161
Rosholt	12	\$37,019	\$6,000	\$0	\$2,000	\$1,088.00	\$1,000.00	\$47,107
Southern Door	7.5	\$23,137	\$4,500	-\$5,000	\$3,000	\$1,007.75	\$5,500.00	\$32,145
Spencer	11	\$33,934	\$6,000	-\$5,000	\$2,000	\$2,240.00	\$0.00	\$39,174
Stevens Point	38.6	\$119,079	\$13,500	\$0	NO DC	NO DC	NO DC	\$132,579
Stratford	13	\$40,104	\$0	-\$17,500	\$4,000	\$614.00	\$6,717.50	\$33,936
Thorp	9	\$27,765	\$4,500	\$0	\$1,000	\$0.00	\$7,100.00	\$40,365
Tomah	59.65	\$184,017	\$15,000	\$0	\$4,000	\$6,287.55	\$22,750.00	\$232,055
Westby	15	\$46,274	\$7,500	-\$7,500	\$2,000	\$2,070.00	\$250.00	\$50,594
White Lake	11.75	\$36,248	\$6,000	-\$5,000	\$2,000	\$1,167.00	\$13,600.00	\$54,015
Wisconsin Dells	9	\$27,765	\$7,551	-\$5,871	\$1,923	\$1,870.78	\$1,150.15	\$34,389

Consortium Costing Overview - Affiliate

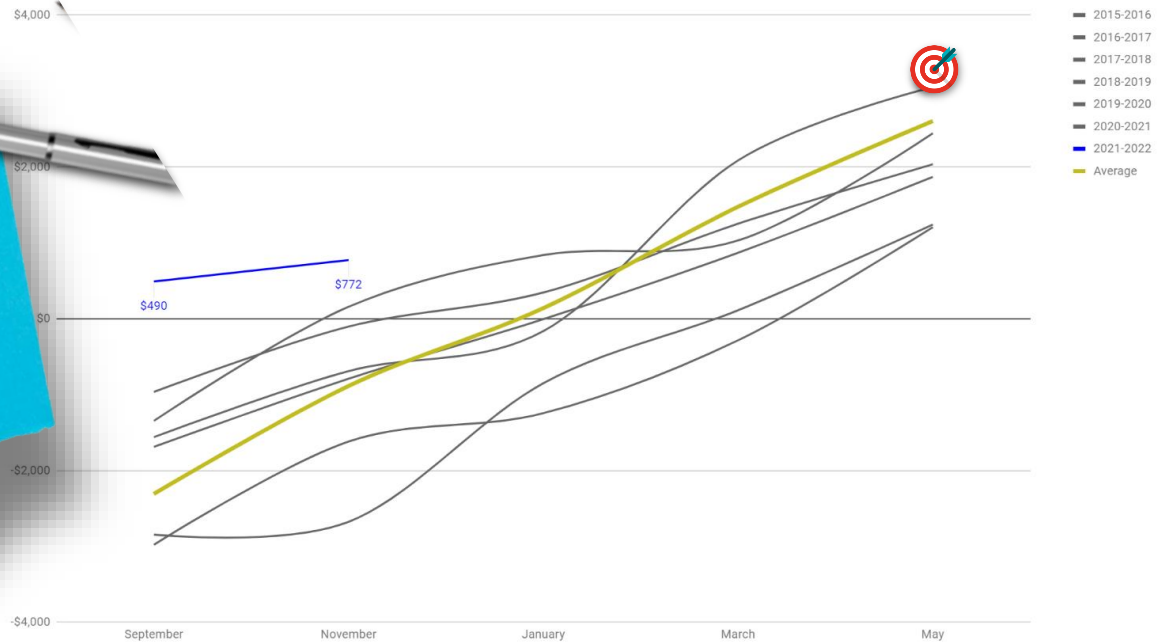


Affiliate Members Total Costs	Full-Time Students	Virtual School Access Fees	Affiliate Staff & Learning Center Credits	District Connect Access Fees	District Connect Courses Costs	District Connect Instruction & SPED Costs	Total Per Pupil (from FTE Sheet)	Grand Total
Bonduel	7	\$4,500	\$0	\$500	\$0	\$0.00	\$46,229.00	\$51,229
Chilton	6	\$4,500	\$0	\$2,000	\$1,977	\$1,750.00	\$37,302.00	\$47,529
Crandon	4	\$0	\$0	\$500	\$0	\$0.00	\$27,018.00	\$27,518
Denmark	3	\$3,000	\$0	\$2,000	\$704	\$1,000.00	\$17,733.00	\$24,437
East Troy	3	\$3,000	\$0	NO DC	NO DC	NO DC	\$17,733.00	\$20,733
Gresham	0	\$0	\$0	\$500	\$0	\$0.00	\$2,838	\$2,838
Kewaunee	5	\$4,500	\$0	\$3,000	\$2,873	\$0.00	\$44,111.00	\$54,484
New Holstein	1	\$3,000	-\$5,000	\$500	\$0	\$0.00	\$5,911.00	\$4,411
North Crawford	7	\$0	\$0	\$1,000	\$0	\$750.00	\$39,275.00	\$41,025
Oconto Falls	19	\$7,500	\$0	\$500	\$0	\$0.00	\$122,990.00	\$130,990
River Valley	14	\$6,000	\$0	\$2,000	\$794	\$1,000.00	\$96,489.00	\$106,283
Three Lakes	10	\$6,000	-\$5,000	\$1,000	\$96	\$250.00	\$57,525.00	\$59,871
Weyauwega-Fremont	1	\$3,000	-\$5,000	\$500	\$0	\$0.00	\$5,911.00	\$4,411
Wittenberg-Biramwood	19	\$7,500	-\$7,500	\$1,000	\$930	\$500.00	\$129,931.00	\$132,361

Historical Invested Per Pupil Costs

Full-time virtual cost per pupil, excludes local costs related to "District Connect"

Invested Fulltime Per Pupil Costs: 5 Year Lookback: Actuals with Average



10 Year average: \$2,804
This year: \$3,100

Options for Next Year


Discontinue Partnership
Email Us Goodbye



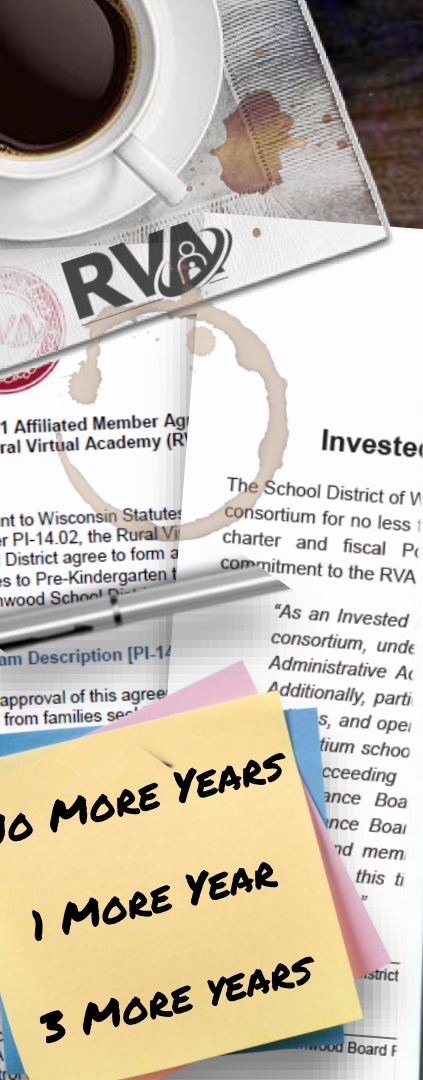
Remain an Affiliate Partner
Get 1 Year 66.0301 Signed



Appeal to become Invested Partner
Commitment Signed



Get this 5 Year





Any questions?